



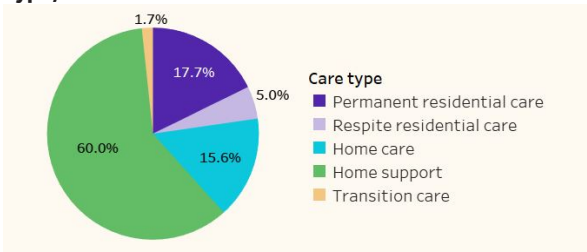
Commonwealth Home Support Programme (CHSP)

The Commonwealth Home Support Programme (CHSP or home support) provides entry-level support for older people to live independently in their homes and communities. This fact sheet presents highlights from the GEN CHSP dashboard, as well as data from other published reports.

People using home support

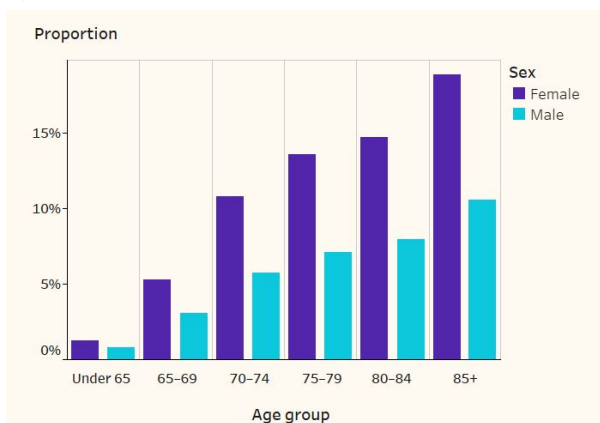
In 2020–21, almost 825,400 people accessed home support, accounting for three in five people using aged care (Figure 1).

Figure 1: Proportion of people using aged care by program type, 2020–21



The number of women using home support was nearly double that of men (Figure 2). Approximately 2.1% of people using home support were aged under 65, while over half (52%) were aged 80 years and over.

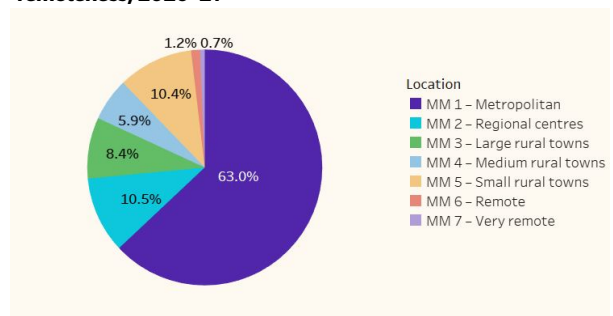
Figure 2: Proportion of people using home support, by age group and sex, 2020–21



Note: Does not include unknown age/sex or the 0.02% of people who identified as intersex/indeterminate.

The Modified Monash Model (MMM) classification system defines whether a location is a city, rural, remote or very remote. MM 1 is a metropolitan area, including Australia's major cities, and MM 7 is a very remote community, such as Longreach. In 2020–21, 63% of people using home support lived in metropolitan areas (MM 1), 10% lived in regional centres (MM 2), 25% lived in rural areas (MM 3–5) and 1.9% lived in remote areas (MM 6–7).

Figure 3: Proportion of people using home support, by remoteness, 2020–21



Note: Does not include unknown location

Characteristics of people using home support

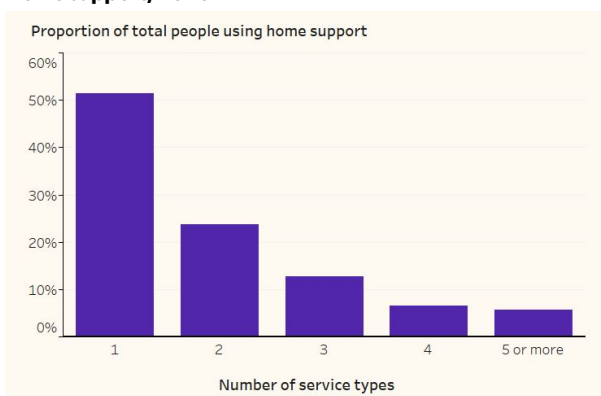
Of people using home support in 2020–21:

- 2.9% were Aboriginal or Torres Strait Islander people
- 21% were from non-English-speaking countries
- 13% had a carer (family members, friends or neighbours who provide regular care and assistance)
- 61% were in private residences owned by themselves or their family.
- 38% were living alone, and 25% were living with their spouse or partner.

Organisations and services

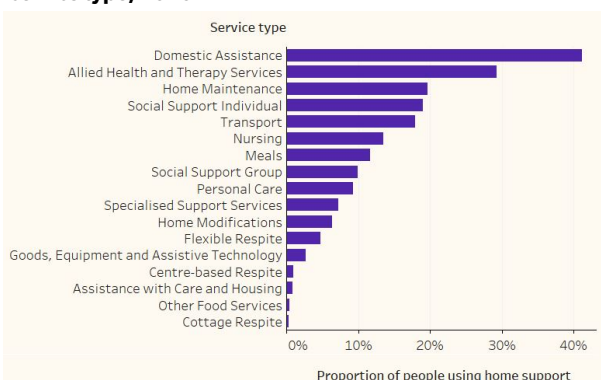
In 2020–21, more than 1,430 organisations were funded to deliver home support services to people. Around 75% of people using home support received either one or two service types. Slightly less than 6% received five or more service types (Figure 4).

Figure 4: Number of service types received by people using home support, 2020–21



Domestic Assistance was most commonly used, with close to 339,900 people receiving this service (41% of all people using home support) (Figure 5).

Figure 5: Proportion of people using home support, by service type, 2020–21



Funding and fees

Home support is a grant-funded program. During 2020–21, the Australian Government provided approximately \$2.7 billion for the delivery of home support services. The average grants funding per person in home support was approximately \$3,223; however, there is significant variation in funding between people.

The top three services by expenditure were: Domestic Assistance (20% of total home support funding, \$536 million), Social Support Group (11%; \$291 million), and Nursing (11%; \$283 million) (Figure 6).



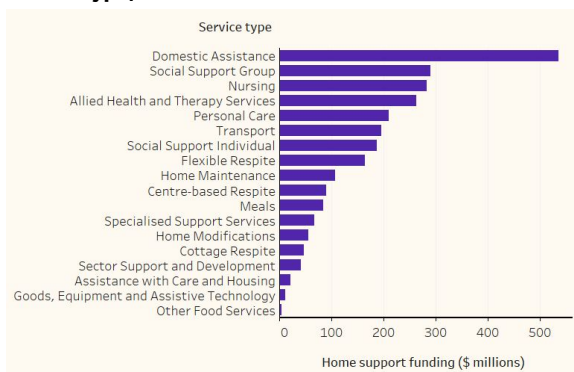
© Australian Institute of Health and Welfare 2022

This product, excluding the AIHW and GEN logos, Commonwealth Coat of Arms and any material owned by a third party or protected by a trademark, has been released under a Creative Commons BY 3.0 (CC BY 3.0) licence

(<<http://creativecommons.org/licenses/by/3.0/au/>>).

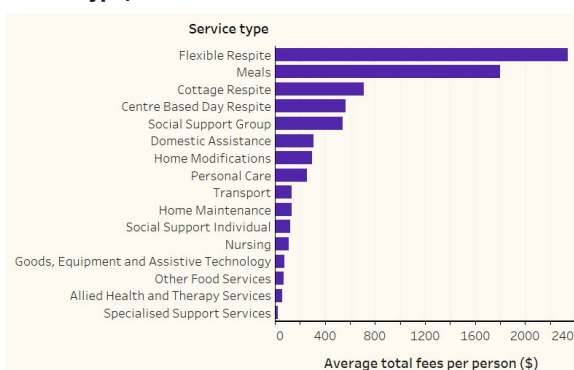
You may distribute, remix and build upon this work. However, you must attribute the AIHW as the copyright holder of the work in compliance with our attribution policy available at <www.aihw.gov.au/copyright/>. The full terms and conditions of this licence are available at <<http://creativecommons.org/licenses/by/3.0/au/>>.

Figure 6: Government expenditure on home support, by service type, 2020–21



Some people using home support may contribute to the cost of their care. In 2020–21, Flexible Respite services had the highest average total fees: \$2,342 per person over the year (Figure 7). The services with the greatest amount of fees spent overall were: Meals (\$173 million), Domestic Assistance (\$106 million) and Flexible Respite (\$92 million).

Figure 7: Average total fees per person over the year by service type, 2020–21



Where can I find out more?

GEN Dashboard: Commonwealth Home Support Programme aged care services 2020–21

<<https://www.gen-agedcaredata.gov.au/Resources/Dashboards/Commonwealth-Home-Support-Programme-aged-care-serv>>

Suggested citation

Australian Institute of Health and Welfare 2022. GEN fact sheet Commonwealth Home Support Programme (CHSP). Canberra: AIHW.

Any enquiries about copyright and/or this fact sheet should be directed to the Australian Institute of Health and Welfare, GPO Box 570, Canberra ACT 2601, Tel: (02) 6244 1000, Email: <info@aihw.gov.au>

Information and data on aged care in Australia

GEN-agedcaredata.gov.au

Contact

GPO Box 570, Canberra, ACT 2601
(02) 6244 1000 | GEN@aihw.gov.au

