



People using aged care

Australia’s aged care system offers a variety of services to cater to people as they age. This fact sheet presents highlights from the GEN topic People using aged care.

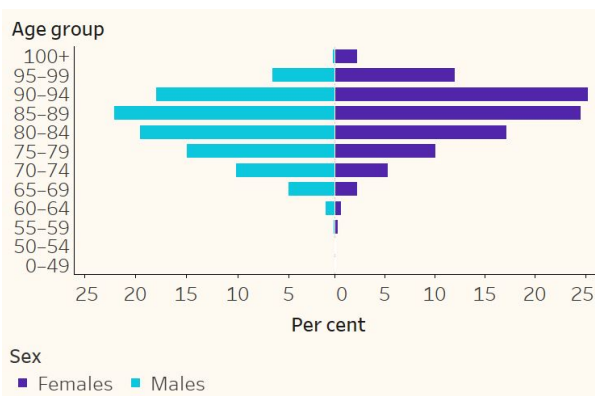
At 30 June 2022 (or during the 2021–22 financial year for home support), approximately 188,000 people were using residential care (permanent and respite), 216,000 people were using home care, 3,500 people were using transition care and over 818,000 people were using home support.

Aged care use by age and sex

Almost half (49%) of the people in residential care, home care and transition care were aged 85 and over at 30 June 2022.

At 30 June 2022 (or during the 2021–22 financial year for home support), 65% of people using aged care services in Australia were women. Almost two-thirds (64%) of women living in permanent residential care were aged 85 years and over, compared with 48% of men. The age profiles of men and women using home care or home support were similar between the sexes. There were more men than women in residential care in younger age groups, despite more women using aged care services overall. For example, 2.5% of men living in permanent residential aged care were aged under 65 years, compared with 1.2% of women (Figure 1).

Figure 1: People living in permanent residential aged care, by age and sex, 30 June 2022

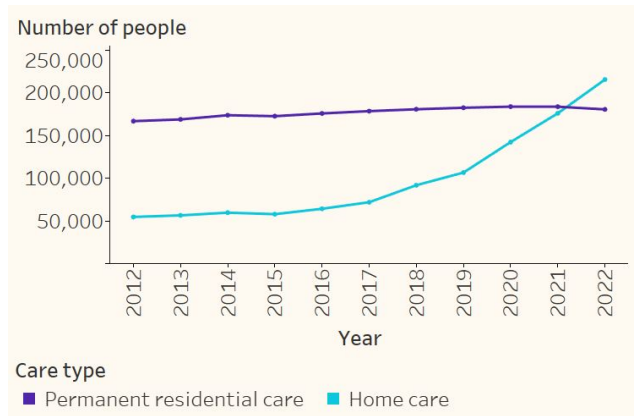


Note: Excludes unknown age and sex.

Aged care use since 2012

Between 30 June 2012 and 30 June 2022, the number of people using home care has increased almost fourfold (from 55,000 people to 216,000 people, an increase of 294%). The number of people using permanent residential aged care increased by 8.3% (from 167,000 people to 181,000 people) (Figure 2).

Figure 2: People using permanent residential care and home care, 30 June 2012–2022



Note: Includes unknown age and sex.

Aboriginal and Torres Strait Islander Australians using aged care

Indigenous Australians are eligible to receive aged care services at an earlier age than non-Indigenous people. In practice, Indigenous Australians may face barriers to accessing and using aged care services for complex, inter-related reasons, including remoteness, language barriers, and the effects of racism and continued socioeconomic disadvantage. Delivering culturally appropriate aged care can improve access to, and the quality of, aged care for Indigenous Australians.

At 30 June 2022 (or during the 2021–22 financial year for home support), Indigenous Australians represented 2.6% of people using the most frequently used aged care services (residential care, home care, home support, and transition care).

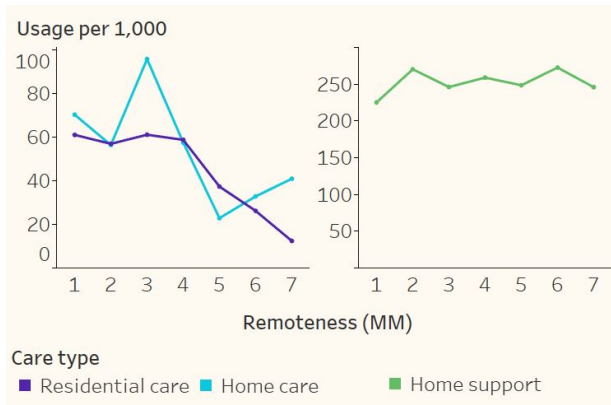
Remoteness

The proportion of people using aged care varies depending on types of aged care services across remoteness regions.

At 30 June 2022, the usage of permanent residential aged care across all age groups was highest in large rural towns (MM 3), metropolitan areas (MM 1), medium rural towns (MM 4), and regional centres (MM 2), in descending order (Figure 3). Among the target population aged 70 and over, 20 people per 1,000 in remote and very remote areas (MM 6 and MM 7) used permanent residential care, compared with 56 per 1,000 in metropolitan, regional and rural areas (MM 1 to MM 5).

During the 2021–22 financial year, home support had a different trend, with less variation between remoteness areas within age groups. Usage was lowest in metropolitan areas (MM 1) across all age groups and highest in remote areas (MM 6) and regional centres (MM 2) across most age groups. (Figure 3).

Figure 3: Usage of aged care per 1,000 of the target population, by remoteness, 30 June 2022



Notes: Location is based on the location of the service. A population and a target population of all people aged 70+ was used for these calculations to align with Australian Government planning ratios.

MMM = Modified Monash Model. The Modified Monash Model is a classification system which defines a location's remoteness; MM 1 is a metropolitan area, including Australia's major cities, and MM 7 is a very remote community, such as Longreach, Wilcannia or Derby.



© Australian Institute of Health and Welfare 2023

All material presented in this document is provided under a Creative Commons Attribution 4.0 International licence, with the exception of the Commonwealth Coat of Arms (the terms of use for the Coat of Arms are available at <https://www.pmc.gov.au/government/commonwealth-coat-arms>) or any material owned by third parties, including for example, design, layout or images obtained under licence from third parties and signatures. All reasonable efforts have been made to identify and label material owned by third parties.

The details of the relevant licence conditions are available on the Creative Commons website (available at <https://creativecommons.org>), as is the full legal code for the CC BY 4.0 licence.

People from culturally and linguistically diverse backgrounds

Australia's older population is culturally and linguistically diverse (CALD). Many CALD Australians face barriers in accessing and engaging with services that support wellbeing, although these Australians are by nature heterogeneous, and situations and needs vary greatly.

At 30 June 2022 (or during the 2021–22 financial year for home support), across all mainstream (residential care, home care and home support) aged care services, 33% of people were born overseas, of whom 67% were born in non-English-speaking countries. Home care had the largest proportion of people with a preferred language other than English (18%), followed by respite residential care, home support and permanent residential care (11%, 9.6% and 9.0% respectively).

COVID-19 and people using aged care

Australia has faced significant challenges during the COVID-19 pandemic. COVID-19 can be more serious for people who are vulnerable, including older Australians. This heightened risk prompted a specific response in the aged care sector. Approximately one-third of COVID-19-related deaths in Australia have occurred in people living in residential aged care facilities.

For further information related to older Australians and COVID-19, including access to advice and support resources, see the Australian Government's My Aged Care website. For more information regarding COVID-19 outbreaks in Australian residential aged care facilities, see the latest [weekly report](#).

Where can I find out more?

GEN Topic: People using aged care

<<https://www.gen-agedcaredata.gov.au/Topics/People-using-aged-care>>

Report on the operation of the Aged Care Act 1997:

Department of Health and Aged Care 2022. 2021–22 Report on the operation of the Aged Care Act 1997.

Available at: <<https://www.gen-agedcaredata.gov.au/resources/reports-and-publications/2022/November/2021%e2%80%9322-Report-on-the-Operation-of-the-Aged-Care-Act-1997>>

Suggested citation

Australian Institute of Health and Welfare 2023. GEN fact sheet 2021–22: People using aged care. Canberra: AIHW.

ISBN 978-1-76054-311-2

Any enquiries about copyright and/or this fact sheet should be directed to the Australian Institute of Health and Welfare, GPO Box 570, Canberra ACT 2601, Tel: (02) 6244 1000, Email: <info@aihw.gov.au>

Information and
data on aged care
in Australia

[GEN-agedcaredata.gov.au](https://gen-agedcaredata.gov.au)

Contact

GPO Box 570, Canberra, ACT 2601
(02) 6244 1000 | GEN@aihw.gov.au

